SUCCESS STORY

HELIPORT

ANDORRA INTERNATIONAL

A floor worthy of flight

Pavistamp · Pantera, Decopox and Redexy-3C

Pavistamp®

Fabricamos tus sueños

SUCCESS STORY

CONTENTS

Andorra International Heliport

1. The project and its context.
2. Solutions by area of use.
3. Hangar: Pantera + Decopox.
4. Terminal: Pantera + Redexy-3C.
5. Application conditions in the terminal.
6. Technical value and collaboration.

SUCCESS STORY

International Heliport of Andorra

Seamless floors for key infrastructure

In La Caubella, La Massana, the new Andorra International Heliport strengthens the country's connectivity and its capacity to respond to emergencies.

Pavistamp provides seamless solutions for spaces with different uses. The hangar combines the Pantera self-levelling base with the Decopox epoxy finish. The customs and check-in areas use Pantera as the base and Redexy-3C as the interior finish.

The case focuses on substrate preparation and on choosing the coating to suit each area. The terminal's technical documentation details a sequence of reinforcement, levelling and floor protection.

An infrastructure with differing usage demands

Floors for the hangar and the terminal

The heliport aims to centralise helicopter activity and strengthen Andorra's connection with the outside world. The terminal includes passenger service and control areas.

The mountain setting requires the application to be planned according to the condition of the substrate and the environmental conditions. The continuity of the finish depends on a properly prepared base.

The solution distinguishes the hangar, with Pantera + Decopox, from the customs and check-in facilities, with Pantera + Redexy-3C.



Location: La Caubella, La Massana (Andorra)

A solution for each area

Hangar and terminal

HANGAR:

Pantera levels and builds up the interior substrate before the coating is applied. Decopox provides a water-based epoxy finish with high hardness and wear resistance.

CUSTOMS AND CHECK-IN:

Redexy-3C is a decorative three-component water-based epoxy mortar, suitable for interior floors subject to heavy traffic.



Technical criterion: The base and the finish serve different functions. The screed corrects the substrate and the coating defines the wearing surface.

In both processes, substrate preparation and observing the timings of each layer determine the result.

Hangar system

Pantera + Decopox





A levelled base and a wear-resistant epoxy finish

Pantera is a fluid self-levelling micro-concrete for repairing, levelling and building up interior floors. Its thickness range of 0 to 6 cm allows the base to be adapted to the needs of the substrate.

Decopox is a two-component water-based epoxy mortar for interior coatings. It provides high hardness and a continuous, non-absorbent surface.

In the hangar, the combination assigns the levelling of the floor to Pantera and the finish to Decopox. The choice of layers and timings requires the application conditions to be validated.




Materials stockpiled at the start of works. The hangar base is Pantera.
START OF
WORKS

Site preparation

Pantera



A base built to last

- **Application:** continuous pouring in bays with re-set-out joints.
- **Location:** La Caubella, La Massana (Andorra).
- **Hangar:** 712 m², Pantera 4 cm + Decopox Gloss White.
- **Terminal:** Pantera + Redexy-3C, Cobalt colour.

712 m²

of surface area

6 bays

of continuous pouring

Hangar process

Pantera













Pantera: the perfect base

- **A perfectly flat surface:** poured continuously in each bay.
- **Ready for underfloor heating:** high strength and crack-free.
- **Fibre-reinforced,** suitable for underfloor heating.
- **Ready to receive the Decopox finish.**



Hangar process

Decopox



Decopox: a finish that impresses

- **Highly resistant:** withstands wear and heavy traffic.
- **Hangar colour:** Decopox Gloss White.
- **Customisable:** bespoke colours to mark out each area.
- **Protected and decorative:** a final seal that enhances the texture.




PANTERA


PANTERA


DECOPOX

DECOPOX



RESULT

Terminal system

Pantera + Redexy-3C

Redexy-3C provides a seamless decorative finish for the customs and check-in floors. Its metallic aggregates give a metallic appearance after sanding.



A finish that makes the difference

- **Three-component water-based epoxy mortar with a decorative finish.**
- Designed for heavy traffic on interior floors.
- **Cobalt colour, as the project required.**
- **Final protection with Orfapol 50.**



Scan and discover



Terminal process

Customs and check-in: Pantera + Redexy-3C













Redexy-3C: a seamless, exclusive finish

- **Joint-free:** a continuous surface that is easy to clean.
- **Elegant:** cobalt colour with a polished, metallic-looking finish.
- **Resistant:** built for the terminal's heavy traffic.
- **Protected:** a final seal that prolongs its beauty.



Application conditions

Passenger terminal

Application requires protected areas and a suitable substrate. The project required keeping other trades, dust and dirt out of the work area, a continuous supply of water and electricity, and observing the timings between phases.








INTERIORS


PAVEX PRIMER


REINFORCING
AGGREGATE


REDEXY



Technical value of the project

Solutions tailored to use

Two areas, two specific finishes

In the hangar, Pantera + Decopox combines base levelling with the hardness of an epoxy coating. In the customs and check-in areas, Pantera as the base and Redexy-3C as the finish provide wear resistance and a seamless decorative finish.

The project required the substrate to be prepared and reinforced before coating, the work areas to be protected, and the application timings to be observed.

The case illustrates the importance of choosing each system for its function and backing it with specialist workmanship.

Collaboration and technical follow-up

Revestamps Andorra AD

Over 15 years of partnership between Pavistamp and Revestamps Andorra AD: a collaboration model in which manufacturer and applicator work as a single team.

We provide proven technical systems, such as Pantera, Decopox and Redexy-3C, with advice on substrate preparation, product selection and coverage control. Revestamps contributes on-site experience, rigour in application and the ability to adapt to demanding deadlines and conditions.

The result is an integrated value chain: specification, supply, application and technical follow-up under a single quality standard. In projects such as the Andorra International Heliport, this alignment reduces risk and ensures a durable finish.

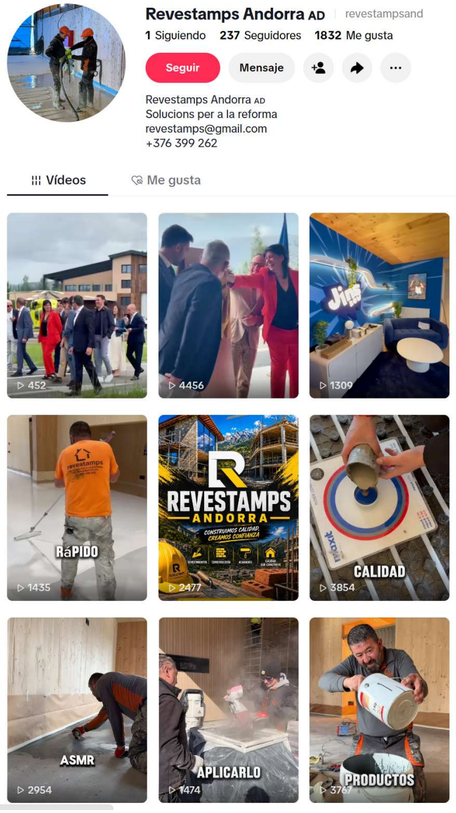

We always manufacture with passion, to make your dreams come true.

Pertenecientes a

AEPC

ASOCIACIÓN ESPAÑOLA DE PAVIMENTOS CONTINUOS

Pavistamp®

Fabricamos tus sueños

CIA Española de Hormigones Estampados, S.L.
+34 977 450 717
pavistamp@pavistamp.com
www.pavistamp.com