Pertenecientes a
AEPC
ASOCIACIÓN ESPAÑOLA DE PAVIMENTOS CONTINUOS

SUCCESS STORY

PAVEX SYSTEM

No joints. No limits.

Pavistamp · Pantera, Decopox and Redexy-3C



Pavistamp®
Fabricamos tus sueños

Contents

PAVEX 2C and PAVEX WATER

1. Introduction to the system.
2. Why choose continuous epoxy.
3. Solutions and benefits.

1. **Product range.**
2. **Specifiers and construction system.**
3. **Performance and sectors.**
4. **Solutions by product.**
   - Priming: Pavex Primer Plus
   - Solvent-based solutions: epoxy and polyurethane
   - Water-based solutions: epoxy and polyurethane
   - Comparative summary
5. **Execution and success story.**
6. **Associated products and applicators.**
7. **PAVIGUARD® antimicrobial additive.**
8. **Training and contact.**

SYSTEM PAVEX 2C

Our High-Performance Epoxy

The PAVEX 2C system is a 100% solids epoxy range for continuous industrial flooring; PAVEX WATER is its water-based pigmented finish.

It is a comprehensive two-component epoxy resin system (**Primer, Mortar, Multilayer, Self-levelling and Flexible**) that makes it possible to build continuous, jointless floors with high mechanical and chemical resistance.

PAVEX WATER completes the system as a **water-based pigmented finish (VOC < 50 g/l)**, suitable for food environments and for renewing the colour of resin floors.

Why choose a continuous epoxy floor in your project?

PAVEX 2C is a **100% solids** epoxy system, applied to concrete or mortar, that forms a **continuous, jointless, high-strength** layer.

It adapts to every requirement with **five versions**: Primer, Mortar, Multilayer, Self-levelling and Flexible.

PAVEX WATER provides the water-based, low-VOC pigmented finish.

Would you like to specify this system in your project? Consult our technical department.



Comprehensive solutions for industrial floors

Application versatility: food and pharmaceutical industry, logistics, workshops, laboratories, indoor car parks and commercial areas.

Cost-effectiveness: continuous jointless system, easy to clean and with minimal maintenance, with fast installation and a long service life.

PAVEX 2C is used for **paving and refurbishing** industrial buildings, warehouses, food plants, laboratories and logistics areas with **forklift truck traffic and high chemical demands**.

It is completed with Primer and the PAVEX WATER finish for an aesthetic and durable result.





INDUSTRY

Resistance without joints
Continuous epoxy systems for car parks, industrial buildings, food plants and logistics.

Priming	Solvent-based solutions	Water-based solutions	Painted · Self-levelling · Multilayer
Pavex Primer Plus: with thinner, for painting, with resin-bound quartz (multilayer) or with natural quartz (self-levelling).	Epoxy Pavex 2C and polyurethane (Aliphatic Pack or Plus Transparent), in painted, self-levelling and multilayer.	Epoxy Pavex Water and polyurethane Orfapol 50, in painted and multilayer. VOC < 50 g/l.	Three finishes according to the load, hygiene and chemical attack of the project.



PAVEX 2C: A COMPLETE SYSTEM FOR THE SUCCESS OF YOUR PROJECT.

Technical and specification support: selection of system, thickness and finish according to load, hygiene and chemical attack.

More than 36 years of experience, exports to more than 30 countries and manufacturing certified to ISO 9001.

Technical ideas for all

Specifiable system: thicknesses, strengths and tests defined in the technical data sheet.



Specifiers

On-site execution, jointless and with fast return to service: pedestrian traffic after 24 h.

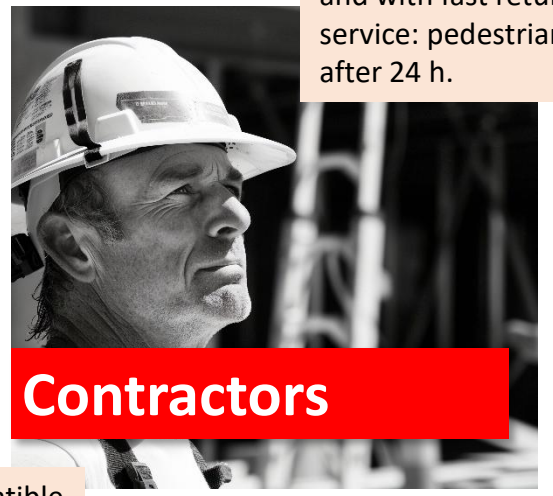

Contractors

Complete, compatible system (Primer, Mortar, Multilayer, Self-levelling) with technical assistance.



Applicators

Hygiene, easy cleaning and low maintenance.



Users

VALUE FOR EVERY STAKEHOLDER

PAVEX 2C delivers measurable advantages across the whole chain:

- **Architects, engineering firms and specifiers:**

Defined performance (compression, adhesion, chemical resistance) that makes it easier to draw up project reports and specifications, with thicknesses and finishes adapted to the expected load.

- **Contractors and developers:**

Continuous flooring with fast execution: pedestrian traffic after 24 h and forklift trucks after 5 days with Multilayer, reducing delivery times.

- **Applicators and specialist companies:**

Complete, compatible system, with Primer, Mortar, Multilayer, Self-levelling, Flexible and PAVEX WATER, and with technical advice and training for a professional result.

- **Industry, logistics and food:**

Hygienic floors, easy to clean and with very low maintenance. PAVEX WATER renews the colour of the slab with low VOC content (< 50 g/l).

Construction system composition

1. **Concrete substrate** ≥ 25 N/mm², moisture ≤ 4% and ≥ 28 days of curing.
2. **Mechanical preparation** (shot blasting or diamond) and repairs with Pavirapid.
3. **Priming** with PAVEX 2C Primer Plus (interval between coats 6–24 h).
4. **Strength layer:** PAVEX 2C Mortar, Multilayer or Self-levelling.
5. **Finish** Pigmented polyurethane.



1-2 · Preparation



5 · Finish

The polyurethane finish is applied diluted at 10%, in one or two coats, at 0.08–0.13 kg/m² per coat.

<50 g/l

LOW VOC
HACCP environments
Food and healthcare

Food industry

Logistics and warehouses

Laboratories and healthcare

Workshops and industry



10% dilution



Typical section (illustrative diagram, not to scale)

PAVEX WATER finish: dilution and application step by step



1

Mixing A + B

Ratio 80/20 (A 80 / B 20) with mechanical stirring. Pot life > 3 h at 25 °C.



2

Dilution

Add 10% water for the finishing coat.

Absorbent substrates: prime with Paviplast epoxy or dilute at 30%.



3

Roller application

1–2 coats of 0.08–0.13 kg/m² per coat, between 10 and 30 °C.



4

Anti-slip

Optional: add 3–5% microspheres or resin-bound or natural quartz, broadcast over the fresh coat.



5

Curing and overcoating

Dry in 8–10 h; overcoatable between 12 and 36 h. With organic pigments, transparent protective coat.

Resin A · 80%	**B · 20%**	**+ 10% water (finishing coat)**	**0.08–0.13 kg/m² per coat · 10–30 °C**

Performance and application sectors

Primer and Mortar

Multilayer

Self-levelling and Flexible

Mechanical and chemical resistance: PAVEX 2C Mortar withstands up to 5,500 kg/m², 130 °C dry heat and more than 1,000 h of salt spray; Multilayer achieves compressive strength ≥ 850 kg/cm².

Hygiene and continuity: jointless, easy-to-clean flooring; PAVEX WATER, with VOC < 50 g/l, suitable for HACCP environments (EC Reg. 852/2004).

One system, several solutions: Primer + Mortar for heavy loads, Multilayer for repairs and multicolour systems, Self-levelling for a glossy food-grade finish and Flexible for waterproofing and bridging cracks.

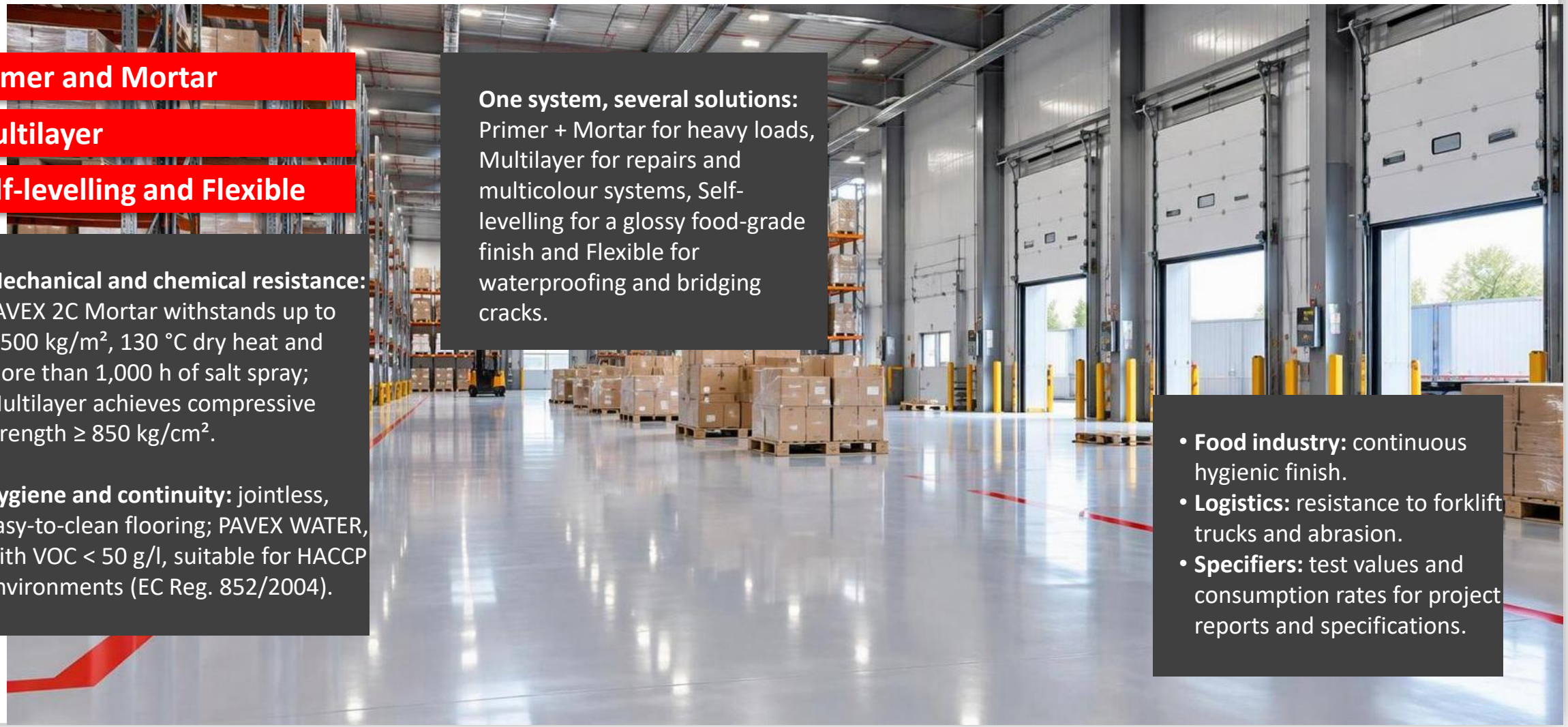

- **Food industry:** continuous hygienic finish.
- **Logistics:** resistance to forklift trucks and abrasion.
- **Specifiers:** test values and consumption rates for project reports and specifications.



Solutions by product

Priming, solvent-based solutions and water-based solutions: epoxy and polyurethane.

Pavistamp®
Fabricamos tus sueños | Producing your dreams

Priming: Pavex Primer Plus according to the chosen solution

WITH THINNER
Better penetration into the substrate

Application: Pavex Primer Plus with thinner on the already prepared substrate.

Objective: better penetration into the substrate.

Next: the chosen solution (solvent-based or water-based).

FOR PAINTING
Primer to be painted over

Application: Pavex Primer Plus as primer, without fillers.

Objective: base for painted systems.

Next: painted finish in epoxy or polyurethane.

RESIN-BOUND QUARTZ
To create multilayer

Application: Pavex Primer Plus with resin-bound quartz.

Objective: to create the base of the multilayer system.

Next: painted finish in epoxy or polyurethane.

NATURAL QUARTZ
Broadcast · bonding bridge for self-levelling coats

Application: Pavex Primer Plus with natural quartz broadcast.

Objective: bonding bridge for self-levelling coats.

Next: self-levelling coat.

Pavex Primer Plus: 100% solids epoxy primer, colourless · adhesion 2.2 N/mm² · touch-dry in 4–6 h · interval between coats 6–24 h · substrate ≥ 25 N/mm² and moisture ≤ 4%.

Solvent-based solutions

EPOXY · PAVEX 2C

100% solids

Painted: Pavex Primer Plus “to be painted over” as primer and Pavex 2C epoxy finish.

Self-levelling: smooth porcelain-gloss finish, food grade, over Primer Plus with natural quartz broadcast.

Multilayer: amber layer over Primer Plus with resin-bound quartz; compressive strength ≥ 850 kg/cm²; forklift trucks after 5 days.

POLYURETHANE

Aliphatic Pack · Plus Transparent

Painted: Aliphatic Polyurethane Pack (high chemical resistance and colour retention) or Plus Transparent Polyurethane (non-yellowing, UV-resistant).

Self-levelling: polyurethane is not usually used for this solution.

Multilayer: available with both products; suitable for interior and exterior.



Water-based solutions

EPOXY · PAVEX WATER

Water-based · VOC < 50 g/l

Painted: pigmented finish applied by roller (0.08–0.13 kg/m² per coat). In certain solutions it is diluted with water for use as a primer: 10% in the finishing coat, 30% on absorbent substrates.

Multilayer: reinforced with a painted polyurethane finish; with organic pigments, transparent protective coat.

POLYURETHANE

Aliphatic Pack · Plus Transparent

Painted: Aliphatic Polyurethane Pack (colour retention) or Plus Transparent Polyurethane (non-yellowing).

Multilayer: the same products as the protective finish of the system.



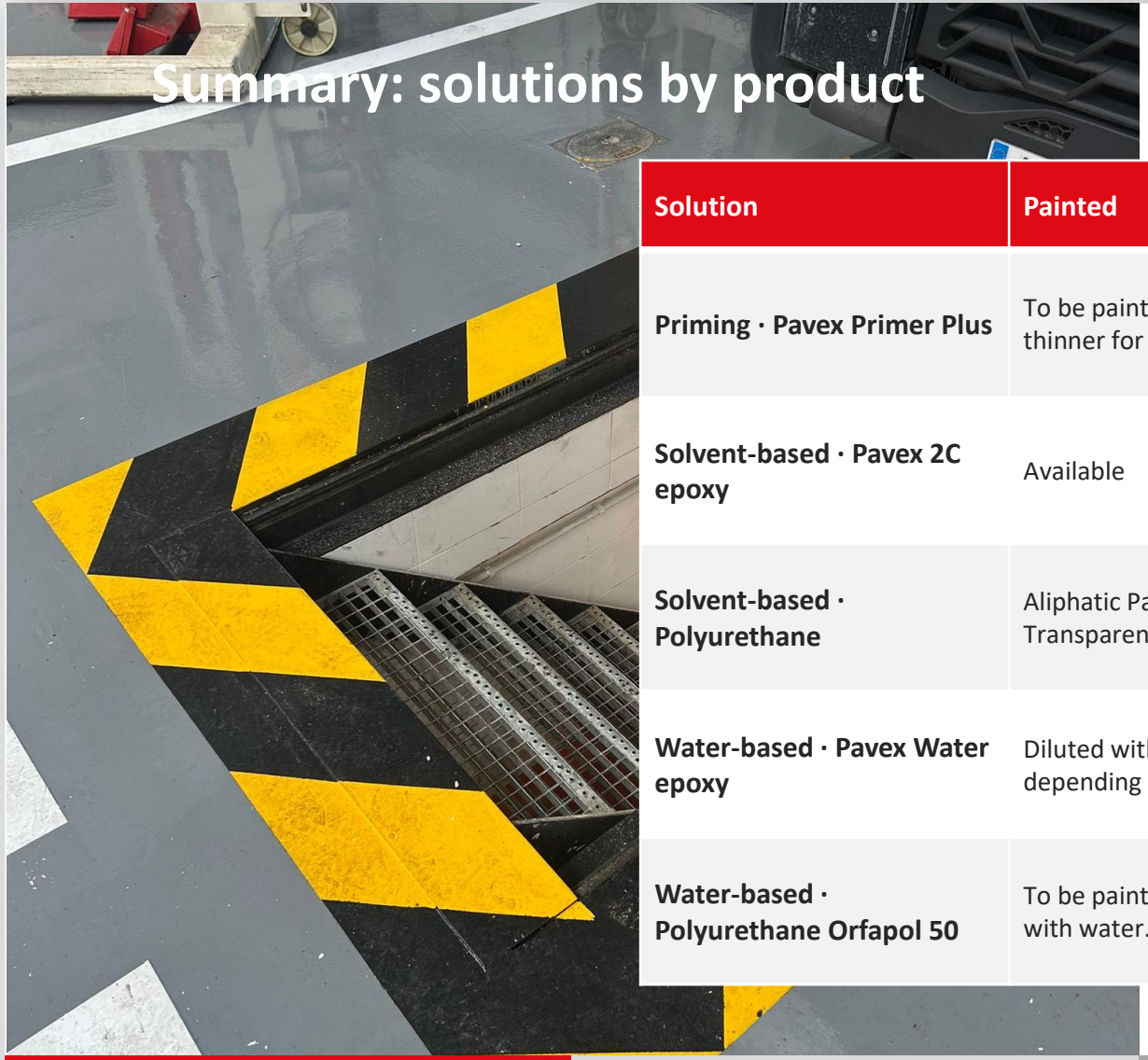

Summary: solutions by product

Solution	Painted	Self-levelling	Multilayer
Priming · Pavex Primer Plus	To be painted over, or with thinner for greater penetration	With natural quartz broadcast: bonding bridge	With resin-bound quartz
Solvent-based · Pavex 2C epoxy	Available	Porcelain gloss, food grade	Amber layer, compressive strength ≥ 850 kg/cm²
Solvent-based · Polyurethane	Aliphatic Pack or Plus Transparent	Not usually used	Aliphatic Pack or Plus Transparent
Water-based · Pavex Water epoxy	Diluted with water; as primer depending on the solution	Not indicated	With painted polyurethane finish
Water-based · Polyurethane Orfapol 50	To be painted over, diluted with water.	Not indicated	Not indicated

System preparation and application









Substrate preparation

- Sound concrete or mortar, ≥ 25 N/mm² compressive strength and ≥ 1.5 N/mm² tensile strength; moisture ≤ 4% and ≥ 28 days of curing.

Priming and PAVEX 2C system

- Prepare mechanically (shot blasting or diamond milling) and vacuum; repair with Pavirapid.
- In the case of rising damp, pre-treat with Ecopox-Cem Plus 3C.
- Apply PAVEX 2C Primer Plus and observe the overcoating interval of 6–24 h.
- Apply PAVEX 2C Mortar, Multilayer or Self-levelling according to the expected load.
- Anti-slip: add 3–5% microspheres or resin-bound quartz.
- Respect existing structural and expansion joints.
- Return to service: pedestrian traffic after 24 h, forklift trucks after 5 days and full hardening after 7 days.

Polyurethane finish

- Mix A+B with mechanical stirring
- Dilute with 10% water for the finishing coat and apply between 10 and 30 °C.
- Apply by roller, 0.08–0.13 kg/m² per coat; overcoat between 12 and 36 h.
- With organic pigments, protect with a transparent finishing coat.

Always follow the current technical data sheet for each product: recommendations may vary depending on the substrate and the application.

Success story

Decorative low-traffic car park

In this case we detail the renovation of the floor slab of an underground car park level with PAVEX 2C Primer Plus + Self-levelling and PAVEX WATER finish.

Objectives: continuous and decorative surface, resistant to traffic, washing and the circulation of private vehicles, with fast return to service.

Initial situation



Execution



Result



Specification: common questions

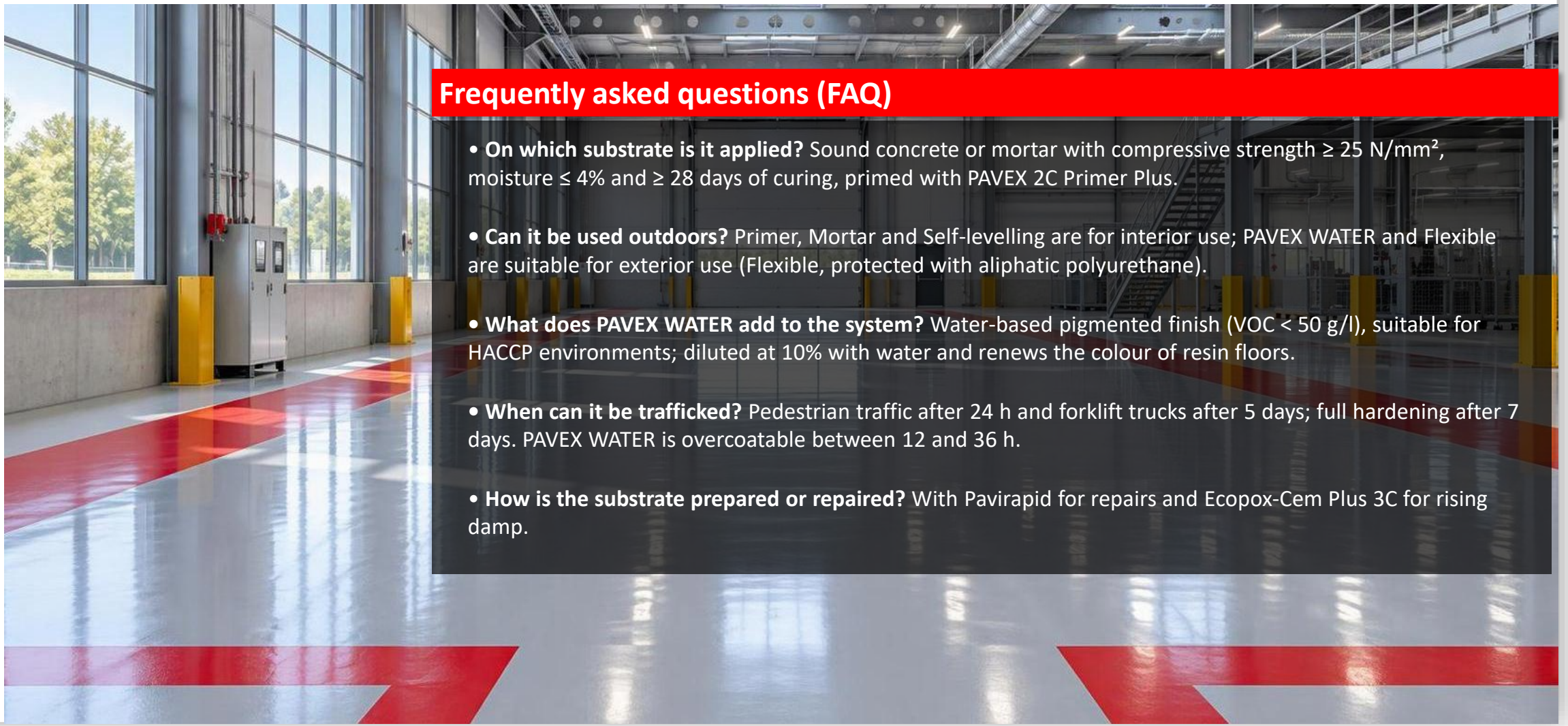

Frequently asked questions (FAQ)

- **On which substrate is it applied?** Sound concrete or mortar with compressive strength ≥ 25 N/mm², moisture ≤ 4% and ≥ 28 days of curing, primed with PAVEX 2C Primer Plus.
- **Can it be used outdoors?** Primer, Mortar and Self-levelling are for interior use; PAVEX WATER and Flexible are suitable for exterior use (Flexible, protected with aliphatic polyurethane).
- **What does PAVEX WATER add to the system?** Water-based pigmented finish (VOC < 50 g/l), suitable for HACCP environments; diluted at 10% with water and renews the colour of resin floors.
- **When can it be trafficked?** Pedestrian traffic after 24 h and forklift trucks after 5 days; full hardening after 7 days. PAVEX WATER is overcoatable between 12 and 36 h.
- **How is the substrate prepared or repaired?** With Pavirapid for repairs and Ecopox-Cem Plus 3C for rising damp.

Associated products for preparation and protection

Substrate preparation

Pavirapid: substrate repair product before applying the system.

Ecopox-Cem Plus 3C: treatment of substrates with rising damp.

Mechanical preparation: shot blasting or diamond milling; concrete ≥ 25 N/mm², moisture ≤ 4%.

Priming and protection

PAVEX 2C Primer Plus: colourless 100% solids primer for the whole system.

Paviplast epoxy: primer for absorbent substrates under PAVEX WATER (alternative: dilute at 30%).

Transparent coat: recommended over PAVEX WATER with organic pigments; aliphatic polyurethane to protect PAVEX 2C Flexible outdoors.





PAVEX 2C: High-performance continuous epoxy system

In industry, the floor determines hygiene, safety and maintenance. **PAVEX 2C offers a continuous, jointless epoxy system**, with Primer, Mortar, Multilayer, Self-levelling and Flexible, which **adapts to each load and chemical attack** and is completed with the polyurethane finish.

Typical system (illustrative case): PAVEX 2C Primer + Self-levelling and polyurethane finish (Aliphatic Pack or Plus Transparent), thicknesses and consumption rates according to the technical data sheet of each product.

Pavistamp is the **technical choice** for those seeking an industrial floor that is **durable, hygienic and easy to maintain**, backed by more than 30 years of experience.

Paviguard®

Antimicrobial additive for food, hygiene and healthcare floors.

Pavistamp®
Fabricamos tus sueños | Producing your dreams

PAVIGUARD®: antimicrobial additive integrated into the system

ISO 22196:2011 · > 99.98% reduction of S. aureus and E. coli (tested conditions)

What it is: antimicrobial technology incorporated into the product, component or validated layer of the system during its preparation.

What it does not alter: colour, appearance, workability, drying, adhesion or mechanical performance of the system.

Scope: complements cleaning and disinfection; it does not replace them. Its use with PAVEX 2C and PAVEX WATER or polyurethanes is validated per system: consult the Technical Dept.



PAVIGUARD®: applications in food, hygiene and healthcare

FOOD
Industry, kitchens, retail

Environment: water, fats, thermal shock and intensive alkaline cleaning.

Provides: reduced adhesion and proliferation of microorganisms on the surface.

Caution: does not replace safety protocols.

HYGIENE
Changing rooms, wellness, hotels

Environment: bathrooms, changing rooms, spas, sports centres and common areas.

Provides: hygienic reinforcement of the finish without changing colour or appearance.

Caution: does not replace ordinary cleaning.

HEALTHCARE
Hospitals and laboratories

Environment: frequent cleaning and continuous, jointless flooring.

Provides: protection integrated into the validated layer or component.

Caution: complements disinfection according to protocol.

Layers validated with PAVIGUARD®







WE ARE TRAINING SPECIALISTS

Training and Courses

For the execution of projects with PAVEX 2C and PAVEX WATER we have the collaboration of **certified** companies with experience in small, medium and large-scale industrial flooring. Contact us and we will advise you of the best training option:

- Sector meetings.
- Technical seminars.
- On-site and private training.
- Videoconferences.
- On-site advice.
- Technical data sheets and online solutions.





System application

Specialist applicators

Pavistamp has been manufacturing continuous flooring systems for more than 36 years and we export to more than 30 countries, with ISO 9001 certification (LGAI/Applus).

If you need a **specialist applicator** in your area, contact our technical department and we will provide a company with experience in PAVEX 2C and PAVEX WATER.

T.: +34 977 450 717
E.: pavistamp@pavistamp.com
www.pavistamp.com



We always manufacture with passion, to make your dreams come true.

Pavistamp®

Fabricamos tus sueños

Factory | Production Plant
Pol. Ind. Cataluña Sud, 14-1
43500. Tortosa.
(Tarragona) Spain

Paints Plant
Pol. Industrial Catalunya Sud
C/Alt Camp, Nau 44 43500
Tortosa (Tarragona) Spain

Showroom | Training Centre
Pol. Ind. Mas Roig, 3. Parc. 50.
Ctra. L'Aldea - Tortosa 235.
43896. L'Aldea. (Tarragona)
Spain

Pavistamp Atlantic Group LLC.
1221 Brickell Avenue, Suite
2450,
33131 Miami, Florida. USA

Pertenecientes a

AEPC

ASOCIACIÓN ESPAÑOLA DE PAVIMENTOS CONTINUOS